

# WX

SERIES

WHEELED EXCAVATORS

# WX240 INDUSTRIAL VERSION



### HYDRAULICALLY LIFTING DELUXE CAB

The cab can be lifted hydraulically by up to 5.6 m and, because of an articulated parallelogram design, stopped at any intermediate height, thus giving maximum visibility of working area.

In addition it has been designed with operator comfort in mind: spacious, noise insulated, with an outstanding all-round and upward visibility. Additional options, offered on request: fixed height cab, in two configurations:

- height increase = 800 mm
- height increase = 1300 mm

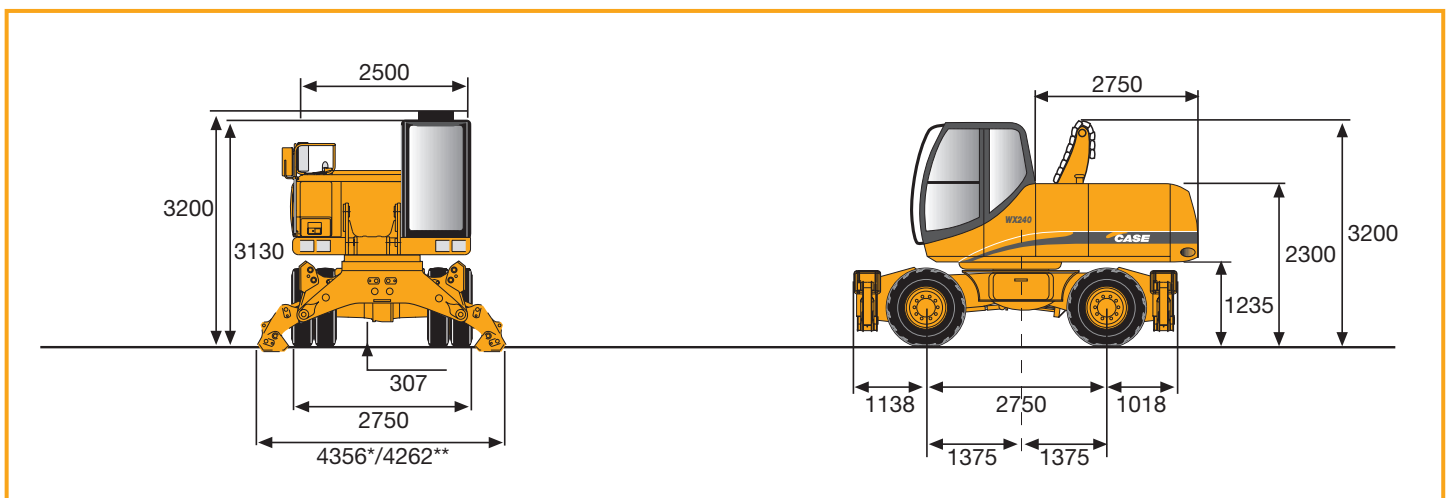
### HEAVY DUTY UNDERCARRIAGE

The robust, torsion free undercarriage is robot-welded and offers the optimum support to the stabilisers thus giving the machine maximum stability in all working positions.

### EFFICIENT HYDRAULIC SYSTEM

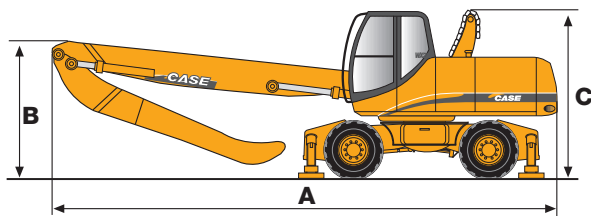
An intelligent electronic control and monitoring system of the three hydraulic pumps ensures 100% utilisation of the engine output at all times, without the possibility of overload.

### MAIN DIMENSIONS



\* Stabilisers at ground level  
\*\* Machine fully raised

## TRANSPORT DIMENSIONS



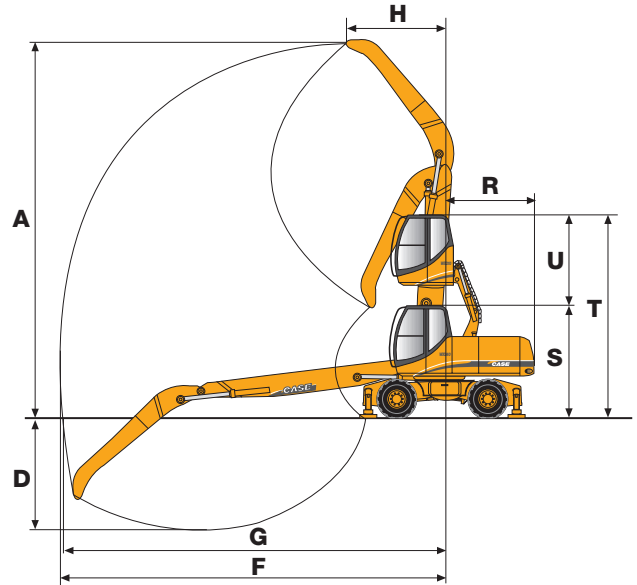
**BOOM 6.80 m**  
**DIPPER 5.20 m**

<b>A</b> Overall length of excavator	mm	10036
<b>B</b> Height to top of boom	mm	3200
<b>C</b> Height to top of lifting cab linkage	mm	3200

## WORKING RANGE

**BOOM 6.80 m**  
**DIPPER 5.20 m**

<b>A</b> Max. height	m	13.00
<b>H</b> Max. front swing radius	m	2.80
<b>D</b> Max. depth	m	4.30
<b>F</b> Max. reach	m	11.80
<b>G</b> Max. reach at ground level	m	11.70
<b>R</b> Rear swing radius	m	2.75
<b>S</b> Cab height	m	3.13
<b>T</b> Max. lifted cab height	m	5.60
<b>U</b> Cab height increase	m	2.47



## LIFTING CAPACITY

### STANDARD UNDERCARRIAGE 2.75 m

#### P4A down - DIPPERSTICK 5.20 m

Height	Reach										At max reach				
	3.5		4.5 m		6.0 m		7.5 m		9.5		10.5		Front	360°	Max reach
9.0 m					8.3*	8.3*	7.0*	7.0*	4.5*	4.5*			3.8*	3.8*	9.3
7.5 m					8.4*	8.4*	7.2*	7.2*	6.3*	5.8			3.6*	3.6*	10.3
6.0 m			10.7*	10.7*	8.7*	8.7*	7.3*	7.3*	6.3*	5.8	5.1*	4.5	3.5*	3.5*	11.0
4.5 m			11.9*	11.9*	9.2*	9.2*	7.6*	7.6	6.4*	5.6	5.2	4.4	3.6*	3.6*	11.5
3.0 m	20.9*	20.9*	13.3*	13.3*	9.8*	9.8*	7.8*	7.3	6.4*	5.5	5.1	4.3	3.7*	3.6	11.8
1.5 m			13.9*	13.9*	10.0*	9.9	7.8*	7.0	6.2	5.3	5.0	4.2	3.9*	3.6	11.8
0.0 m	4.6*	4.6*	11.9*	11.9*	9.6*	9.4	7.4*	6.8	5.9*	5.2	4.6*	4.2	3.4*	3.4*	11.7
-1.5 m	5.4*	5.4*	9.9*	9.9*	8.4*	8.4*	6.6*	6.6	5.1*	5.1	3.8*	3.8*	2.9*	2.9*	11.3
-3.0 m			7.7*	7.7*	6.5*	6.5*	5.2*	5.2*	3.9*	3.9*	2.5*	2.5*			

- Lift capacities are taken in accordance with SAE J 1097/ISO 10567/DIN 15019-2.
- Lift capacities shown in tons do not exceed 75% of the tipping load or 87% of the hydraulic lift capacity.

#### P2AL down - DIPPERSTICK 5.20 m

Height	Reach										At max reach				
	3.5		4.5 m		6.0 m		7.5 m		9.5		10.5		Front	360°	Max reach
9.0 m					8.3*	8.3*	7.0*	6.3	4.5*	4.5*			3.8*	3.8*	9.3
7.5 m					8.4*	8.4*	7.2*	6.3	6.3*	4.6			3.6*	3.6*	10.3
6.0 m			10.7*	10.7*	8.7*	8.7*	7.3*	6.2	6.3*	4.6	5.1*	3.5	3.5*	3.2	11.0
4.5 m			11.9*	11.9*	9.2*	9.2*	7.6*	6.0	6.4*	4.5	5.3	3.5	3.6*	3.0	11.5
3.0 m	20.9*	20.9*	13.3*	12.8	9.8*	8.0	7.8*	5.7	6.4*	4.3	5.2	3.4	3.7*	2.8	11.8
1.5 m			13.9*	11.7	10.0*	7.5	7.8*	5.4	6.2*	4.2	5.0*	3.3	3.9*	2.8	11.8
0.0 m	4.6*	4.6*	11.9*	11.0	9.6*	7.1	7.4*	5.2	5.9*	4.0	4.6*	3.2	3.4*	2.8	11.7
-1.5 m	5.4*	5.4*	9.9*	9.9*	8.4*	6.9	6.6*	5.1	5.1*	3.9	3.8*	3.2	2.9*	2.9*	11.3
-3.0 m			7.7*	7.7*	6.5*	6.5*	5.2*	5.0	3.9*	3.9	2.5*	2.5*			

- Capacities that are marked with an asterisk are hydraulic limited.
- The machine must be parked on firm, level ground, with stabilisers and/or blade on the ground.

### WORLDWIDE CASE CONSTRUCTION EQUIPMENT CONTACT INFORMATION

**EUROPE/AFRICA/MIDDLE EAST:**  
CENTRE D'AFFAIRES EGB  
5, AVENUE GEORGES BATAILLE - BP 40401  
60671 PLESSIS BELLEVILLE - FRANCE

**NORTH AMERICA/MEXICO:**  
700 STATE STREET  
RACINE - WI 53404 U.S.A.

**LATIN AMERICA:**  
AV. GENERAL DAVID SARNOFF 2237  
32210 - 900 CONTAGEM - MG  
BELO HORIZONTE - BRAZIL

**ASIA PACIFIC:**  
UNIT 1 - 1 FOUNDATION PLACE - PROSPECT  
NEW SOUTH WALES - 2148 AUSTRALIA

**CHINA:**  
No. 29, INDUSTRIAL PREMISES, No. 376,  
DE BAO ROAD, WAIGAOQIAO FTZ, PUDONG,  
SHANGHAI - 200131 P.R.C.

**NOTE:** Standard and optional fittings can vary according to the demands and specific regulations of each country. The illustrations may include optional rather than standard fittings - consult your Case dealer. Furthermore, CNH reserves the right to modify machine specifications without incurring any obligation relating to such changes.

### CASE CONSTRUCTION EQUIPMENT

CNH France, S.A.  
ESPACE GEORGE BATAILLE  
5, AVENUE GEORGE BATAILLE  
60330 LE PLESSIS BELLEVILLE  
FRANCE  
Tel. 33 (0)3 44742100  
Fax 33 (0)3 44742335

Conforms to directive 98/37/CE



[www.casece.com](http://www.casece.com)

**CASE**  
PROFESSIONAL PARTNER



**CASE IS A BRAND OF CNH.**  
**CNH: THE TOTAL SOLUTIONS CHOICE FOR YOUR SPECIFIC BUSINESS NEEDS.**